# Interference-free!

Braided cables are bred for best behaviour.



Prysmian Group

Linking the Future

Prysmian Group

# Linking the future

As the worldwide leader in the cable industry, Prysmian Group believes in the effective, efficient and sustainable supply of energy and information as a primary driver in the development of communities.

With this in mind, we provide major global organisations in many industries with best-in-class cable solutions, based on state-of-the-art technology. Through three renowned commercial brands – Prysmian, Draka and General Cable – based in almost 50 countries, we're constantly close to our customers, enabling them to further develop the world's energy and telecoms infrastructures, and achieve sustainable, profitable growth.

In our energy business, we design, produce, distribute and install cables and systems for the transmission and distribution of power at low, medium and high voltage.

In telecoms, the Group is a leading manufacturer of all types of copper and fibre cables, systems and accessories – covering voice, video and data transmission.

Drawing on over 130 years' experience and continuously investing in R&D, we apply excellence, understanding and integrity to everything we do, meeting and exceeding the precise needs of our customers across all continents, at the same time shaping the evolution of our industry.





# Braided cables are bred for best behaviour.

Computers, microwave ovens, industrial machines ... all kinds of electrical equipment need flexible control cables that won't budge for electromagnetic interference of any kind. Our braided cables are top class performers staying on watch no matter what.

## What we offer

Prysmian Hungary manufactures braided control cables that are used in a broad range of operational conditions, primarily allocated to control applications where optimal protection from electrical noise is required. These individually screened high-quality cables are tested and approved according to all relevant standards and regulations.

To our strengths we'd also like to add our ability to deliver on time and have a well-developed process for product availability. Other important advantages are inventory, cost leadership, channel management and customer relationships. Plus, we provide you with all the services that you might need: before, during and after purchase.


COMMITTED TO QUALITY

**Good isn't good enough.**

Thanks to rigorous monitoring processes at every single stage of a products life, we can guarantee market-leading quality and excellence. From the procurement of raw material to the delivery of the finished article. That's the reason why you can be safe in the knowledge that our solutions are the best they can be. Always.

Do you want to know more?
Visit our website: www.prysmiangroup.com



# Why choose Prysmian?

Because, in short, we do it better – and we do it all! From start to finish, and beyond, whether we're talking research and design, creation and testing, installation and post-deployment – we have every aspect covered.

## Unrivalled technology

We control the whole design to manufacture to implementation – and at the core of this process sits R&D. That's why our solutions will fit flawlessly with next generation electrical networks as well.

## Superior performance

Complete and made-to-measure solutions underwrite peak performance on all levels of our offer.



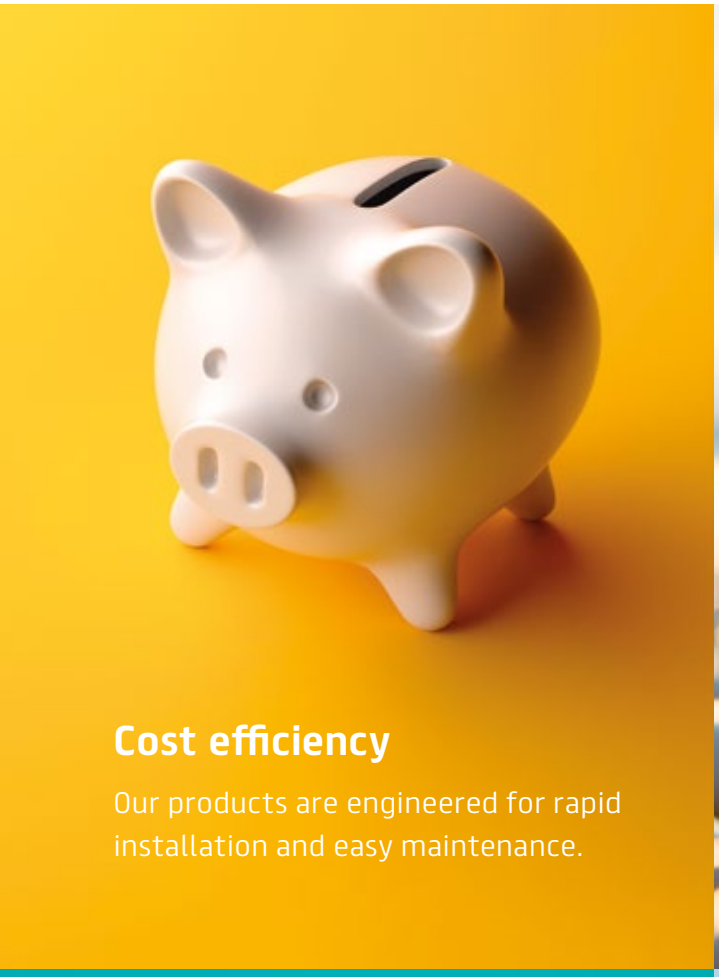

## Cost efficiency

Our products are engineered for rapid installation and easy maintenance.



## Simple upgrading

The great part of our range is based on modular designs made-to-match.

## Seamless service

A dedicated supply change means on time delivery and flexibility. We also guarantee a response within 48 hours.



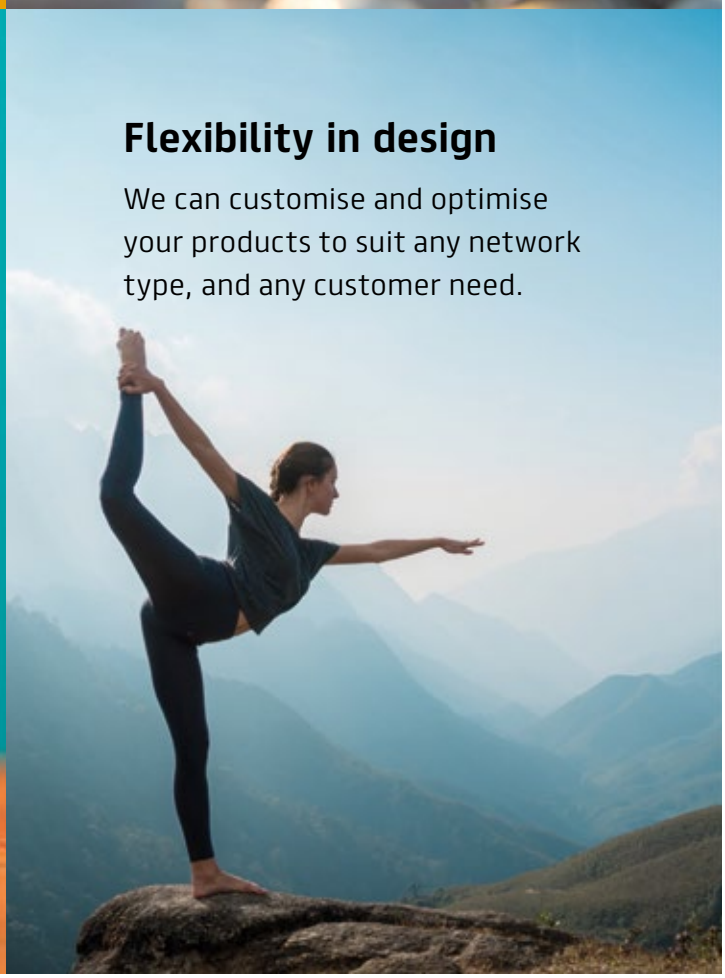

## Flexibility in design

We can customise and optimise your products to suit any network type, and any customer need.

# What's the deal with braided cables?

No matter what application it'll need cables. Safe, sturdy and reliable!

Control cables are mainly braided to provide an electrostatic screen to protect the electrical conductor from being compromised by electromagnetic noise or signals from outside. This is paramount, especially in electronic equipment where complete integrity is of utmost importance, for example in cars, airplanes, computer-driven surgery equipment etc. It is also of high advantage in industrial equipment where high demands on accuracy is vital. In addition, cables can be braided to provide mechanical strength against impact, heat, abrasion and rodents.

The advantage of using a braid instead of, for example metal tapes, is that the cable will maintain its flexibility. The braiding is normally constructed using crossing and interwoven wires made of copper, tinned copper or aluminium. The wires allow the cable to be stretched without being kinked or folded as tapes tend to do when subjected to mechanical movements.

# 2YSLCY 0.6/1 kV




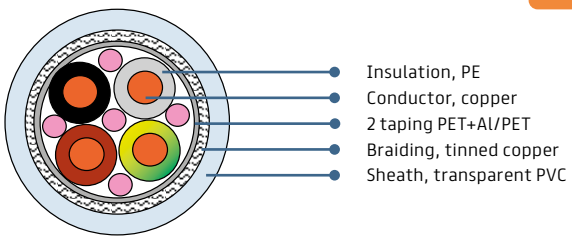


Instrumentation control cables.

## Description

This cable was specifically developed for the EMC-compliant connection of frequency converters.
For uses with medium mechanical strain with permanent installation and occasional motion indoors.

The version with the three-stranded protective conductor is thinner, lighter and distinguished by improved EMC-properties.

| 2YSLCY | |
|---|---|
| **Global data** | |
| Brand | Prysmian |
| Application | Building installations, Industrial installations, Industrial automation |
| Standard | EN 50525-2-51 |
| CPR class | $E_{ca}$ |
| **Design features** | |
| Conductor material | Copper |
| Conductor surface | Bare |
| Core identification | acc. HD 308 S2 |
| Core insulation material | Polyethylene (PE) |
| Screen over stranding | Foil and braiding |
| Material outer sheath | Polyvinyl chloride (PVC) |
| Cable shape | Round |

| 2YSLCY | |
|---|---|
| **Electrical parameters** | |
| Rated voltage | 0.6/1 kV |
| Test voltage | 4 kV |
| **Chemical parameters** | |
| Silicon free | Yes |
| Lead free | Yes |
| Flame retardant | In acc. with EN/IEC 60332-1-2 |
| **Thermal parameters** | |
| Max. operating temperature of the conductor | 90 °C |
| Max. short circuit temperature of the conductor | 250 °C |
| Temp. for fixed installation | min. –30 °C, max. +50 °C |
| Temp. for flexible installation | min. –5 °C, max. +50 °C |
| **Mechanical parameters** | |
| Bending radius (rule) | During installation: 4–8 x D |

| 2YSLCY | | | | |
|---|---|---|---|---|
| Basic construction | SAP code | Nominal outer diameter [mm] | Cable weight [kg/km] | Short circuit current conductor (1 sec) [kA] |
| 4x6 | 20221914 | 15.1 | 394 | 0.94 |
| 4x10 | 20221916 | 17.9 | 595 | 1.53 |
| 4x16 | 20221919 | 20.5 | 829 | 2.41 |
| 4x25 | 20221923 | 24.4 | 1,235 | 3.73 |
| 4x35 | 20221925 | 29.1 | 1,702 | 5.19 |
| 4x50 | 20271556 | 33.4 | 2,347 | 7.37 |
| 4x70 | 20271557 | 36.6 | 3,220 | 10.27 |

Customised cross sections are available on request.

# 2YSLCYK 0.6/1 kV




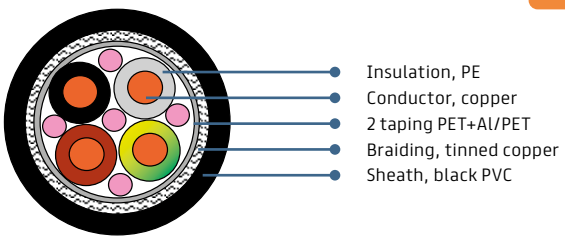


PVC composite connection cables with copper braiding, EMV standardised.

## Description

These composite connection cables are produced according to the European EMV Guidelines and are particularly suitable for plants and facilities with appliances and electrical equipment of which electro-magnetic interference fields could have an undue influence on the surroundings.

These connection cables are well suited for fixed installations and for flexible use in motive power engineering with frequency converting technology (e.g. machine and plant engineering) for medium-level mechanical loads in dry, humid and wet locations and outdoor.

| 2YSLCYK | |
|---|---|
| **Global data** | |
| Brand | Prysmian |
| Application | Building installations, Industrial installations, Industrial automation |
| Standard | EN 50525-2-51 |
| CPR class | $E_{ca}$ |
| **Design features** | |
| Conductor material | Copper |
| Conductor surface | Bare |
| Core identification | acc. HD 308 S2 |
| Core insulation material | Polyethylene (PE) |
| Screen over stranding | Foil and braiding |
| Material outer sheath | Polyvinyl chloride (PVC) |
| Cable shape | Round |

| 2YSLCYK | |
|---|---|
| **Electrical parameters** | |
| Rated voltage | 0.6/1 kV |
| Test voltage | 4 kV |
| **Chemical parameters** | |
| Silicon free | Yes |
| Lead free | Yes |
| Flame retardant | In acc. with EN/IEC 60332-1-2 |
| **Thermal parameters** | |
| Max. operating temperature of the conductor | 90 °C |
| Max. short circuit temperature of the conductor | 250 °C |
| Temp. for fixed installation | min. –30 °C, max. +80 °C |
| Temp. for flexible installation | min. –15 °C, max. +80 °C |
| **Mechanical parameters** | |
| Bending radius (rule) | During installation: 4–8 x D |

| 2YSLCYK | | | | |
|---|---|---|---|---|
| Basic construction | SAP code | Nominal outer diameter [mm] | Cable weight [kg/km] | Short circuit current conductor (1 sec) [kA] |
| 4x95 | 20338753 | 40.4 | 4,132 | 13.88 |
| 3x6+3x1 | 20221903 | 14.3 | 358 | 0.94 |
| 3x10+3x1.5 | 20221905 | 16.5 | 519 | 1.53 |
| 3x16+3x2.5 | 20221906 | 18.7 | 743 | 2.41 |
| 3x25+3x4 | 20221907 | 22.2 | 1,088 | 3.73 |
| 3x50+3x10 | 20221910 | 30.2 | 2,102 | 7.37 |
| 3x70+3x10 | 20221912 | 35.1 | 2,812 | 10.27 |
| 3x95+3x16 | 20234911 | 38.9 | 3,602 | 13.88 |
| 4x10 | 20221917 | 17.9 | 619 | 1.53 |
| 4x16 | 20221920 | 20.5 | 874 | 2.41 |
| 4x25 | 20221924 | 24.4 | 1,270 | 3.73 |
| 4x35 | 20221926 | 29 | 1,742 | 5.19 |

Customised cross sections are available on request.

# CU/PVC/PVC/TCWB/PVC 0.6/1 kV




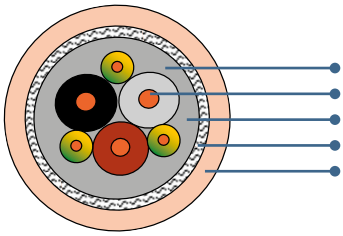


PVC insulated control cables with tinned copper screening.

## Description

Indoor application, domestic appliances, fixed installation in conduits, laying in trench or in cable ducts. The cable is specialized for mining industry.

| CU/PVC/PVC/TCWB/PVC | |
|---|---|
| **Global data** | |
| Brand | Prysmian |
| Application | Building installations, Industrial installations, Industrial automation |
| Standard | IEC 60502-1 |
| CPR class | $E_{ca}$ |
| **Design features** | |
| Conductor material | Copper |
| Conductor surface | Bare |
| Core identification | acc. HD 308 S2 |
| Core insulation material | Polyvinyl chloride (PVC) |
| Screen over stranding | Foil and braiding |
| Material outer sheath | Polyvinyl chloride (PVC) |
| Cable shape | Round |

| CU/PVC/PVC/TCWB/PVC | |
|---|---|
| **Electrical parameters** | |
| Rated voltage | 0.6/1 kV |
| Test voltage | 4 kV |
| **Chemical parameters** | |
| Silicon free | Yes |
| Lead free | Yes |
| Flame retardant | In acc. with EN/IEC 60332-1-2 |
| **Thermal parameters** | |
| Max. operating temperature of the conductor | 70 °C |
| Max. short circuit temperature of the conductor | 160 °C |
| Temp. for fixed installation | min. –30 °C, max. +50 °C |
| Temp. for flexible installation | min. –5 °C, max. +50 °C |
| **Mechanical parameters** | |
| Bending radius (rule) | During installation: 4–8 x D |

| CU/PVC/PVC/TCWB/PVC | | | | |
|---|---|---|---|---|
| Basic construction | SAP code | Nominal outer diameter [mm] | Cable weight [kg/km] | Short circuit current conductor (1 sec) [kA] |
| 3x6+3x1.5 | 20327635 | 18.2 | 543 | 0.75 |
| 3x10+3x1.5 | 20327636 | 19.4 | 693 | 1.23 |
| 3x25+3x4 | 20333558 | 25.3 | 1,310 | 3 |
| 4x1.5 | 20320853 | 11.9 | 216 | 0.21 |
| 4x2.5 | 20320852 | 13.3 | 283 | 0.33 |
| 4x4 | 20327637 | 15.7 | 395 | 0.51 |

Customised cross sections are available on request.

# H05VVC4V5-K




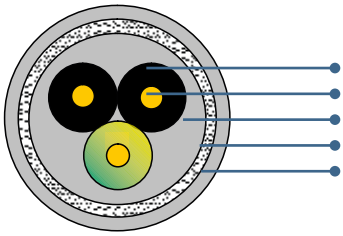


Oil resistant PVC control cable with copper braiding.

## Description

Universally applicable: Flexible power, process control and instrumentation cable for industry and machinery environment with increased electromagnetic compatibility requirements for indoor applications. The cable is oil-resistant.

| H05VVC4V5-K | |
|---|---|
| **Global data** | |
| Brand | Prysmian |
| Application | Building installations, Industrial installations, Industrial automation |
| Standard | EN 50525-2-51 |
| CPR class | $E_{ca}$ |
| **Design features** | |
| Conductor material | Flexible bare Cu strand acc. to IEC60228 Class 5 |
| Conductor surface | Bare |
| Core identification | acc. HD 308 S2 |
| Core insulation material | PVC YI2 |
| Screen over stranding | Foil and braiding |
| Material outer sheath | Grey PVC – TM2 Type HD 21.1 S2 |
| Cable shape | Round |
| **Electrical parameters** | |
| Rated voltage | 300/500 V |
| Test voltage | 2 kV |

| H05VVC4V5-K | |
|---|---|
| **Chemical parameters** | |
| Silicon free | Yes |
| Lead free | Yes |
| Oil resistant | Yes |
| Flame retardant | VDE 0482-332-1-2 / IEC 60332-1-2 |
| **Thermal parameters** | |
| Max. operating temperature of the conductor | 70 °C |
| Max. short circuit temperature of the conductor | 160 °C |
| Temp. for fixed installation | min. –30 °C, max. +70 °C |
| Temp. for flexible installation | min. –5 °C, max. +70 °C |
| **Mechanical parameters** | |
| Bending radius | 10 x D for fixed operation, 20 x D for flexible operation |

| H05VVC4V5-K | | | | |
|---|---|---|---|---|
| Basic construction | SAP code | Nominal outer diameter [mm] | Cable weight [kg/km] | Short circuit current conductor (1 sec) [kA] |
| 2x0.5 | 20271872 | 7.8 | 90 | 0.1 |
| 2x0.75 | 20232113 | 8.2 | 101 | 0.11 |
| 2x1.0 | 20222685 | 8.7 | 114 | 0.14 |
| 2x1.5 | 20353958 | 9.7 | 148 | 0.21 |
| 3G0.5 | 20052981 | 8.3 | 102 | 0.1 |
| 3G0.75 | 20222680 | 8.7 | 116 | 0.11 |
| 3G1.0 | 20222686 | 9.3 | 133 | 0.14 |
| 3G1.5 | 20222694 | 10.2 | 171 | 0.21 |
| 3G2.5 | 20222697 | 11.8 | 232 | 0.33 |
| 4G0.5 | 20026195 | 8.8 | 116 | 0.1 |
| 4G0.75 | 20052982 | 9.6 | 145 | 0.11 |
| 4G1.0 | 20222687 | 10.0 | 161 | 0.14 |
| 4G1.5 | 20224478 | 11.4 | 208 | 0.21 |
| 4G2.5 | 20222348 | 13.3 | 297 | 0.33 |
| 5G0.5 | 20311547 | 9.7 | 146 | 0.1 |
| 5G0.75 | 20222681 | 10.1 | 162 | 0.11 |
| 5G1.0 | 20222688 | 10.9 | 193 | 0.14 |
| 5G1.5 | 20222695 | 12.5 | 253 | 0.21 |
| 5G2.5 | 20273477 | 14.5 | 349 | 0.33 |
| 7G0.5 | 20222677 | 11.2 | 191 | 0.1 |
| 7G0.75 | 20222682 | 11.9 | 222 | 0.11 |
| 7G1.0 | 20222689 | 12.8 | 261 | 0.14 |
| 7G1.5 | 20227075 | 14.6 | 340 | 0.21 |
| 7G2.5 | 20222699 | 17.0 | 476 | 0.33 |

| H05VVC4V5-K | | | | |
|---|---|---|---|---|
| Basic construction | SAP code | Nominal outer diameter [mm] | Cable weight [kg/km] | Short circuit current conductor (1 sec) [kA] |
| 9G0.75 | 20052987 | 13.7 | 290 | 0.11 |
| 9G1.0 | 20325710 | 14.7 | 340 | 0.14 |
| 12G0.5 | 20233677 | 13.6 | 271 | 0.1 |
| 12G0.75 | 20222683 | 14.4 | 317 | 0.11 |
| 12G1.0 | 20222690 | 15.3 | 366 | 0.14 |
| 12G1.5 | 20222696 | 17.5 | 480 | 0.21 |
| 12G2.5 | 20222700 | 20.8 | 700 | 0.33 |
| 14G0.75 | 20052968 | 15.2 | 357 | 0.11 |
| 14G1.5 | 20097797 | 18.7 | 579 | 0.21 |
| 18G0.5 | 20222678 | 15.4 | 357 | 0.1 |
| 18G0.75 | 20222684 | 16.8 | 440 | 0.11 |
| 18G1.0 | 20222691 | 17.6 | 502 | 0.14 |
| 18G1.5 | 20233678 | 20.4 | 684 | 0.21 |
| 18G2.5 | 20053195 | 24.4 | 1,003 | 0.33 |
| 25G0.5 | 20222679 | 18.6 | 488 | 0.1 |
| 25G0.75 | 20271873 | 20.1 | 599 | 0.11 |
| 25G1.0 | 20222692 | 21.1 | 684 | 0.14 |
| 25G1.5 | 20233679 | 24.7 | 927 | 0.21 |
| 25G2.5 | 20222701 | 29.1 | 1,332 | 0.33 |
| 34G0.75 | 20052979 | 22.2 | 747 | 0.11 |
| 34G1.0 | 20222693 | 23.8 | 880 | 0.14 |
| 34G1.5 | 20038396 | 27.7 | 1,204 | 0.21 |

Customised cross sections are available on request.

# YSLCY 300/500V




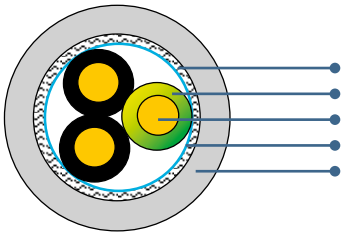


Instrumentation control cables

## Description

Optimized control and instrumentation cable for industry and machinery environment with specific EMC (electromagnetic compatibility) requirements for indoor applications. The inner sheath has been replaced by a separating tape, hence diameter, bending radius and weight are less. For installation in dry and damp rooms. The cable is resistant to most commonly used chemicals, oil and grease.

| YSLCY | |
|---|---|
| **Global data** | |
| Brand | Prysmian |
| Application | Building installations, Industrial installations, Industrial automation |
| Standards | VDE<br>PRDS 01/2010 internal specification based on EN 50525-2-51<br>EN 50525-2-51 |
| CPR class | $E_{ca}$ |
| **Design features** | |
| Conductor material | Copper |
| Conductor surface | Bare |
| Core identification | acc. HD 308 S2 |
| Core insulation material | Polyvinyl chloride (PVC) |
| Screen over stranding | Foil and braiding |
| Material outer sheath | Polyvinyl chloride (PVC) |
| Cable shape | Round |

| YSLCY | |
|---|---|
| **Electrical parameters** | |
| Rated voltage | 300/500 V |
| Test voltage | 2 kV |
| **Chemical parameters** | |
| Silicon free | Yes |
| Lead free | Yes |
| Flame retardant | In acc. with EN/IEC 60332-1-2 |
| **Thermal parameters** | |
| Max. operating temperature of the conductor | 70 °C |
| Max. short circuit temperature of the conductor | 160 °C |
| Temp. for fixed installation | min. –40 °C, max. +80 °C |
| Temp. for flexible installation | min. –5 °C, max. +80 °C |
| **Mechanical parameters** | |
| Bending radius (rule) | During installation: 4–8 x D |

| YSLCY | | | | |
|---|---|---|---|---|
| Basic construction | SAP code | Nominal outer diameter [mm] | Cable weight [kg/km] | Short circuit current conductor (1 sec) [kA] |
| YSLCY-OZ | | | | |
| 2x0.5 | 20219754 | 5.7 | 45 | 0.1 |
| 2x0.75 | 20219758 | 6.1 | 53 | 0.11 |
| 2x1 | 20219764 | 6.4 | 66 | 0.14 |
| 2x1.5 | 20219770 | 7 | 73 | 0.21 |
| 2x2.5 | 20219777 | 8.1 | 99 | 0.33 |
| 2x10 | 20219788 | 14.7 | 343 | 1.23 |
| 12x1 | 20281093 | 11.4 | 233 | 0.14 |
| YSLCY-JZ | | | | |
| 3x0.5 | 20319472 | 5.9 | 53 | 0.1 |
| 3x0.75 | 20219759 | 6.3 | 63 | 0.11 |
| 3x1 | 20219765 | 6.7 | 78 | 0.14 |
| 3x1.5 | 20219771 | 7.5 | 94 | 0.21 |
| 3x2.5 | 20219778 | 9 | 139 | 0.33 |
| 4x0.5 | 20219755 | 6.4 | 64 | 0.1 |
| 4x0.75 | 20219760 | 6.8 | 76 | 0.11 |
| 4x1 | 20219766 | 7.2 | 89 | 0.14 |
| 4x1.5 | 20219772 | 8.1 | 120 | 0.21 |
| 4x2.5 | 20219779 | 9.8 | 174 | 0.33 |
| 4x4 | 20219782 | 11.4 | 252 | 0.51 |
| 4x6 | 20219785 | 13.7 | 365 | 0.75 |
| 4x10 | 20219789 | 17.3 | 593 | 1.23 |
| 4x16 | 20219791 | 20.4 | 867 | 1.94 |
| 4x25 | 20219793 | 24.9 | 1,326 | 3 |
| 4x35 | 20219795 | 29.7 | 1,780 | 4.17 |
| 4x50 | 20219796 | 34.7 | 2,523 | 5.92 |

| YSLCY | | | | |
|---|---|---|---|---|
| Basic construction | SAP code | Nominal outer diameter [mm] | Cable weight [kg/km] | Short circuit current conductor (1 sec) [kA] |
| 5x0.5 | 20235786 | 6.9 | 76 | 0.1 |
| 5x0.75 | 20219761 | 7.4 | 91 | 0.11 |
| 5x1 | 20219767 | 8 | 117 | 0.14 |
| 5x1.5 | 20219773 | 9 | 151 | 0.21 |
| 5x2.5 | 20219780 | 10.9 | 222 | 0.33 |
| 5x4 | 20232114 | 12.7 | 314 | 0.51 |
| 5x6 | 20219787 | 15.1 | 450 | 0.75 |
| 5x10 | 20219790 | 19.2 | 737 | 1.23 |
| 7x0.5 | 20219756 | 7.6 | 103 | 0.1 |
| 7x0.75 | 20219762 | 8.2 | 117 | 0.11 |
| 7x1 | 20219768 | 8.7 | 139 | 0.14 |
| 7x1.5 | 20219774 | 9.8 | 186 | 0.21 |
| 7x2.5 | 20219781 | 11.8 | 279 | 0.33 |
| 8x0.5 | 20219757 | 8.7 | 117 | 0.1 |
| 8x1 | 20235787 | 9.8 | 171 | 0.14 |
| 9x1 | 20219769 | 10.5 | 189 | 0.14 |
| 10x0.75 | 20219763 | 10.3 | 170 | 0.11 |
| 10x1.5 | 20219775 | 12.6 | 267 | 0.21 |
| 12x1.5 | 20333397 | 12.8 | 270 | 0.21 |
| 16x1.5 | 20227881 | 14.4 | 387 | 0.21 |

Customised cross sections are available on request.

# YSLYCY 300/500V

Eca CPR




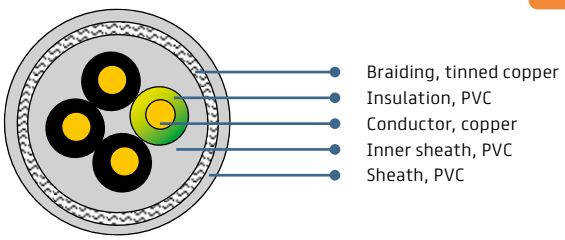


Instrumentation control cables

## Description

Indoor application, domestic appliances, fixed installation in conduits, laying in trench or in cable ducts. Flexible signal cable used for surveillance and control of static or mobile devices in industry, electric plants or offices. Lightweight and relatively thin, resistant to medium mechanical loads, used for fixed or limitedly mobile installations (not permanently mobile) without strain. Installed in dry or damp premises, outdoor application only under protection against UV-irradiation. Not intended for laying in ground or water.

| YSLYCY | |
|---|---|
| **Global data** | |
| Brand | Prysmian |
| Application | Building installations, Industrial installations, Industrial automation |
| Standards | VDE<br>PRDS 01/2010 internal specification based on EN 50525-2-51<br>EN 50525-2-51 |
| CPR class | $E_{ca}$ |
| **Design features** | |
| Conductor material | Copper |
| Conductor surface | Bare |
| Core identification | acc. HD 308 S2 |
| Core insulation material | Polyvinyl chloride (PVC) |
| Screen over stranding | Foil and braiding |
| Material outer sheath | Polyvinyl chloride (PVC) |
| Cable shape | Round |

| YSLYCY | |
|---|---|
| **Electrical parameters** | |
| Rated voltage | 300/500 V |
| Test voltage | 2 kV |
| **Chemical parameters** | |
| Silicon free | Yes |
| Lead free | Yes |
| Flame retardant | In acc. with EN/IEC 60332-1-2 |
| **Thermal parameters** | |
| Max. operating temperature of the conductor | 70 °C |
| Max. short circuit temperature of the conductor | 160 °C |
| Temp. for fixed installation | min. –40 °C, max. +80 °C |
| Temp. for flexible installation | min. –5 °C, max. +80 °C |
| **Mechanical parameters** | |
| Bending radius (rule) | During installation: 4–8 x D |

| YSLCY | | | | |
|---|---|---|---|---|
| Basic construction | SAP code | Nominal outer diameter [mm] | Cable weight [kg/km] | Short circuit current conductor (1 sec) [kA] |
| 4G4+2x0.75 | 20272581 | 14.4 | 364 | 0.51 |
| 4x4 | 20272774 | 13.8 | 349 | 0.51 |
| 21x1 | 20340091 | 16.7 | 483 | 0.14 |
| 4x4 | 20221201 | 13.8 | 330 | 0.51 |
| 4x16 | 20221204 | 23.8 | 982 | 1.94 |
| 4x10 | 20345251 | 18.8 | 693 | 1.23 |
| 5x2,5 | 20345252 | 12.5 | 269 | 0.33 |
| 4G2.5+2x0.75 | 20262782 | 12.9 | 280 | 0.33 |
| 4x6 | 20222086 | 15.8 | 490 | 0.75 |
| 5x6 | 20355514 | 17.3 | 572 | 0.75 |

Customised cross sections are available on request.

# Lay back and indulge.

The new online catalogue gives you unlimited access to our cables 24/7.

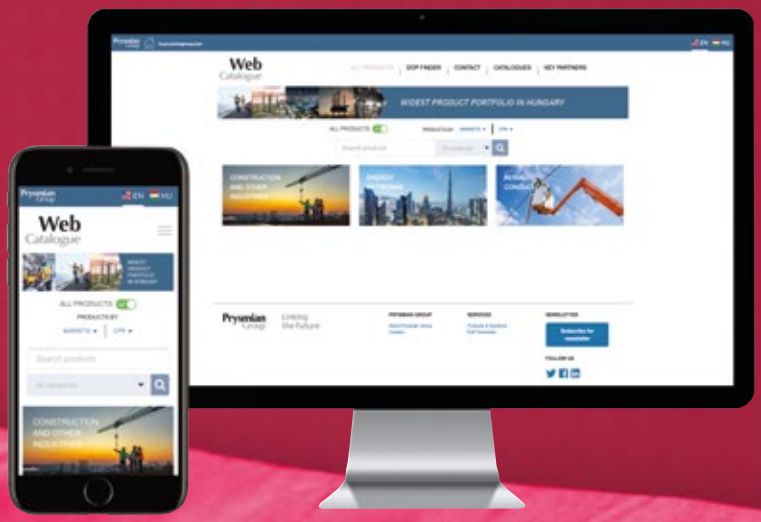


- Product information
- Search filters
- Cable comparison
- Data sheets
- DoP generator

https://hu-catalogue.prysmiangroup.com

# YSLYCY-600




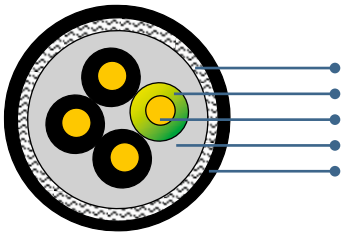


Flexible signal cable PVC insulated, with inner sheath, Cu screen and external PVC sheath.

## Description

Used for surveillance and control of static or mobile devices in industry, electric plants or offices. Installed in dry or damp premises, outdoor application only under protection against UV-irridation. Not intended for laying in ground or water.

| YSLYCY-600 | |
|---|---|
| **Global data** | |
| Brand | Prysmian |
| Application | Building installations, Industrial installations, Industrial automation |
| Standard | DIN VDE 0245 |
| CPR class | $E_{ca}$ |
| **Design features** | |
| Conductor material | Flexible bare Cu strand acc. to IEC 60228 Class 5 |
| Conductor surface | Bare |
| Core identification | acc. HD 308 S2 |
| Core insulation material | PVC, TI2 spec. Type MSz EN 50363-3 |
| Screen over stranding | Foil and braiding |
| Material outer sheath | PVC, TM2 Type MSz EN 50363-4-1 |
| Cable shape | Round |
| **Electrical parameters** | |
| Rated voltage | 0.6/1 kV |
| Test voltage | min. 4 kV |

| YSLYCY-600 | |
|---|---|
| **Chemical parameters** | |
| Silicon free | Yes |
| Lead free | Yes |
| Flame retardant | Test method B acc. to DIN VDE 0472, part 804 and IEC 60332-1 |
| **Thermal parameters** | |
| Max. operating temperature of the conductor | 80 °C |
| Max. short circuit temperature of the conductor | 160 °C |
| Temp. for fixed installation | min. –30 °C, max. +80 °C |
| Temp. for flexible installation | min. –5 °C, max. +80 °C |
| **Mechanical parameters** | |
| Bending radius | 20 x D |

| YSLYCY-600 | | | | |
|---|---|---|---|---|
| Basic construction | SAP code | Nominal outer diameter [mm] | Cable weight [kg/km] | Short circuit current conductor (1 sec) [kA] |
| YSLYCY-OZ-600 | | | | |
| 2x1.0 | 20234087 | 9.4 | 129 | 0.14 |
| 2x1.5 | 20234088 | 10.3 | 157 | 0.21 |
| 2x2.5 | 20234089 | 12.1 | 217 | 0.33 |
| YSLYCY-JZ-600 | | | | |
| 3x1.0 | 20234103 | 9.6 | 135 | 0.14 |
| 3x1.5 | 20234106 | 11.1 | 192 | 0.21 |
| 3x2.5 | 20222149 | 12.7 | 249 | 0.33 |
| 4x1.0 | 20234104 | 10.6 | 175 | 0.14 |
| 4x1.5 | 20222145 | 11.8 | 220 | 0.21 |
| 4x2.5 | 20222150 | 13.8 | 307 | 0.33 |
| 4x10.0 | 20234110 | 21.5 | 836 | 1.23 |
| 4x25.0 | 20234111 | 31.9 | 1,908 | 3.0 |
| 5x1.0 | 20234105 | 11.1 | 191 | 0.14 |
| 5x1.5 | 20222146 | 12.8 | 254 | 0.21 |
| 5x2.5 | 20222151 | 15.0 | 367 | 0.33 |
| 5x4.0 | 20222159 | 16.9 | 485 | 0.51 |
| 5x10.0 | 20234113 | 23.3 | 998 | 1.23 |
| 5x25.0 | 20234115 | 34.4 | 2,243 | 3.0 |

| YSLYCY-600 | | | | |
|---|---|---|---|---|
| Basic construction | SAP code | Nominal outer diameter [mm] | Cable weight [kg/km] | Short circuit current conductor (1 sec) [kA] |
| 6x1.5 | 20234107 | 14.2 | 317 | 0.21 |
| 7x1.0 | 20222144 | 12.3 | 245 | 0.14 |
| 7x1.5 | 20222147 | 14.2 | 318 | 0.21 |
| 7x2.5 | 20222152 | 16.3 | 438 | 0.33 |
| 7x4.0 | 20222161 | 19.0 | 633 | 0.51 |
| 9x1.5 | 20234120 | 16.2 | 409 | 0.21 |
| 12x1.0 | 20222163 | 15.6 | 372 | 0.14 |
| 12x1.5 | 20222164 | 18.0 | 502 | 0.21 |
| 12x2.5 | 20222166 | 21.6 | 726 | 0.33 |
| 18x1.0 | 20222168 | 17.9 | 516 | 0.14 |
| 18x1.5 | 20222169 | 21.4 | 731 | 0.21 |
| 18x2.5 | 20222171 | 25.2 | 1,045 | 0.33 |
| 25x1.0 | 20222174 | 21.6 | 706 | 0.14 |
| 25x1.5 | 20222175 | 25.4 | 971 | 0.21 |
| 25x2.5 | 20234116 | 30.0 | 1,395 | 0.33 |

Customised cross sections are available on request.

# YSLYQY 300/500V




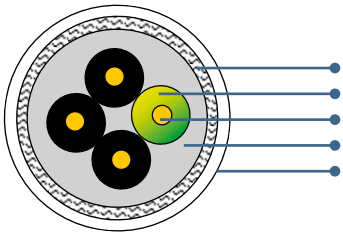


Instrumentation control cables.

## Description

Indoor application, domestic appliances, fixed installation in conduits, laying in trench or in cable ducts. Flexible signal cable used for surveillance and control of static or mobile devices in industry, electric plants or offices. Lightweight and relatively thin, resistant to medium mechanical loads, used for fixed or limitedly mobile installations (not permanently mobile) without strain. Installed in dry or damp premises, outdoor application only under protection against UV-irradiation. Not intended for laying in ground or water.

| YSLYQY | |
|---|---|
| **Global data** | |
| Brand | Prysmian |
| Application | Building installations, Industrial installations, Industrial automation |
| Standards | VDE<br>PRDS 01/2010 internal specification based on EN 50525-2-51<br>EN 50525-2-51 |
| CPR class | $E_{ca}$ |
| **Design features** | |
| Conductor material | Copper |
| Conductor surface | Bare |
| Core identification | acc. HD 308 S2 |
| Core insulation material | Polyvinyl chloride (PVC) |
| Screen over stranding | Foil and braiding |
| Material outer sheath | Polyvinyl chloride (PVC) |
| Cable shape | Round |

| YSLYQY | |
|---|---|
| **Electrical parameters** | |
| Rated voltage | 300/500 V |
| Test voltage | 2 kV |
| **Chemical parameters** | |
| Silicon free | Yes |
| Lead free | Yes |
| Flame retardant | In acc. with EN/IEC 60332-1-2 |
| **Thermal parameters** | |
| Max. operating temperature of the conductor | 70 °C |
| Max. short circuit temperature of the conductor | 160 °C |
| Temp. for fixed installation | min. –40 °C, max. +80 °C |
| Temp. for flexible installation | min. –5 °C, max. +80 °C |
| **Mechanical parameters** | |
| Bending radius (rule) | During installation: 4–8 x D |

| YSLCY | | | | |
|---|---|---|---|---|
| Basic construction | SAP code | Nominal outer diameter [mm] | Cable weight [kg/km] | Short circuit current conductor (1 sec) [kA] |
| 7G6 | 20327634 | 18.9 | 730 | 0.75 |

Customised cross sections are available on request.

Prysmian Group

Linking the Future


**PRYSMIAN GROUP**

Prysmian MKM Kft.
Phone: +36 1 382 2222

**infocables-hu@prysmiangroup.com**



© All rights reserved by Prysmian Group 2021-11 | Version 1.

Technical data, dimensions and weights are subject to change. All sizes and values without tolerances are reference values. Specifications are for product as supplied by Prysmian Group: any modification or alteration afterwards of product may give different result. The information contained within this document must not be copied, reprinted or reproduced in any form, either wholly or in part, without the written consent of Prysmian Group. The information is believed to be correct at the time of issue. Prysmian Group reserves the right to amend this specification without prior notice. This specification is not contractually valid unless specifically authorised by Prysmian Group.


**prysmiangroup.hu**

**Follow us**